


FEATURES

- Adjustable extension
- Mineral insulated
- Transmitter mountable
- Exchangeable insert
- Spring loaded design

APPLICATION

- Chemical & petrochemical
- Oil & gas application
- Water, waste-water treatment
- Power & Utilities

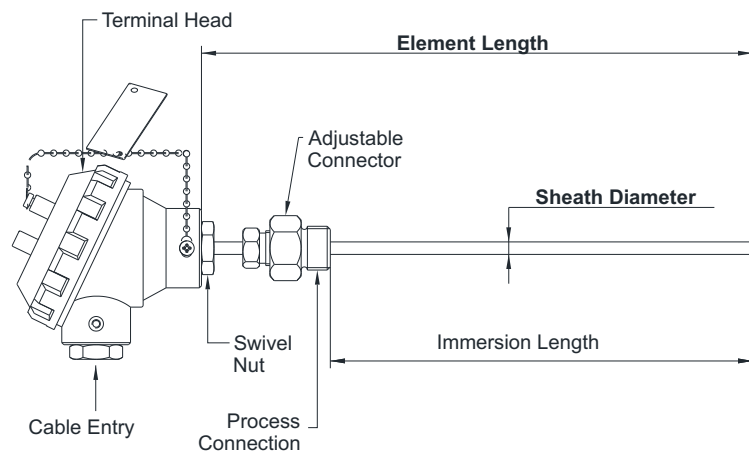
Adjustable Threaded



STANDARD SPECIFICATIONS

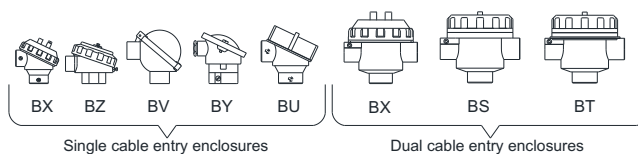
Element	:	Type K (NiCr-Ni)
Accuracy	:	Standard to ISA & ANSI MC96.1
No. of sensors	:	Simplex
Hot junction	:	Ungrounded
Sheath material	:	AISI 316 SS
Sheath diameter	:	6.0 mm
Terminal head type	:	Threaded, weatherproof, IP-65
Terminal head material	:	Die-cast Aluminum
Cable entry	:	3/4" ET (F), 1 No.
Head extension	:	Adjustable threaded connection
Head extension material	:	AISI 304 SS
Immersion length	:	150 mm
Process connection	:	1/2" NPT (M) / 1/2" BSP (M)

DIMENSIONAL DRAWING



REFERENCE

IEC-584.2 / ANSI MC-96.1



ORDERING CODES

1. ELEMENT

K	Type K (NiCr-Ni)
J	Type J (Fe-CuNi)
N	Type N (NiCrSi-NiSi)
E	Type E (NiCr-CuNi)
T	Type T (Cu-CuNi)
R	Type R (Pt-13%Rh/Pt)
S	Type S (Pt-10%Rh/Pt)
B	Type B (Pt/30%Rh-Pt/6%Rh)

K

2. ACCURACY

P	Standard	Q	Special
----------	----------	----------	---------

P

3. NO. OF SENSORS

V	Simplex	W	Duplex
X	Triplex		

V

4. HOT JUNCTION

G	Grounded	U	Ungrounded
----------	----------	----------	------------

U

5. SHEATH MATERIAL

MF	AISI 316 SS	MG	AISI 316L SS
ME	AISI 310 SS	MQ	Inconel 600

MF

6. SHEATH DIAMETER

M30	3.0 mm	M50	5.0 mm
M60	6.0 mm	M80	8.0 mm

M60

7. HEAD ENCLASURE

BZ	WP, IP 65, threaded cover
BX	WP, IP 67, threaded cover
BS	Flame proof, IP 67, Gr IIA, IIB
BT	Explosion proof, IP 67, Gr IIC
BV	WP, IP 65, Hinged type
BY	WP, IP 65, cover fitted with 2 screws
BU	Ex-Proof to CSA,FM,ATEX [EEx-d]

BZ

8. ENCLOSURE MATERIAL

ML	Die-cast aluminum		
MC	AISI 304 SS	MF	AISI 316 SS

ML

9. CABLE ENTRY

C0	3/4" ET (F), 1 No.
C1	1/2" NPT (F), 1 No.
C2	M20 x 1.5mm (F), 1 No.
C3	3/4" NPT (F), 1 No.
C5	3/4" ET (F), 2 Nos.
C6	1/2" NPT (F), 2 Nos.
C8	M20 x 1.5mm (F), 2 Nos.
C9	3/4" NPT (F), 2 Nos.

C0

10. HEAD EXTENSION MATERIAL

MC	AISI 304 SS
MF	AISI 316 SS

MC

11. IMMERSION LENGTH (IL)

XXXXX	50 mm up to 10,000 mm
--------------	-----------------------

150

OR

11. ELEMENT LENGTH (EL)

XXXXX	50 mm up to 10,000 mm
--------------	-----------------------

200

12. PROCESS CONNECTION

14N	1/2" NPT (M)	14B	1/2" BSP (M)
15N	3/4" NPT (M)	15B	3/4" BSP (M)
14M	M20 X 1.5 mm (M)		

14N

13. OTHER OPTIONS

TB	Calibration Certificate
XF	Tag plate, AISI 304 SS
KD	SC, cable gland, Ni-brass WP
KE	DC, cable gland, Ni-brass WP
KJ	SC, cable gland, Ni-brass FP
KK	DC, cable gland, Ni-brass FP
KF	SC, cable gland, AISI 304 SS WP
KG	DC, cable gland, AISI 304 SS WP
KL	SC, cable gland, AISI 304 SS FP
KM	DC, cable gland, AISI 304 SS FP
KH	SC, cable gland, AISI 316 SS WP
KI	DC, cable gland, AISI 316 SS WP
KN	SC, cable gland, AISI 316 SS FP
KO	DC, cable gland, AISI 316 SS FP
KB	Plug fitting for CE, AISI 304 SS
KC	Plug fitting for CE, AISI 316 SS
KU	Plug fitting for CE, Aluminum
KS	SS base plate for transmitter
KT	Head mount transmitter

XX

Ordering Example : T104-K-P-V-U-MF-M60-BZ-ML-C0-MC-150-200-14N

NOTES:

- Other sheath diameters, connections are available, please contact factory for details.
- WP = Weatherproof, FP = Flame proof, SC = Single Compression, DC = Double Compression, CE = Cable Entry
- Transmitter output shall be 4...20 mA as standard, any other output required, please contact factory for details.
- NUN assembly in ASTM A105 is provided with Cd plating.